
Weekly Report 3 – 02/04 - 02/11 - ITERATION 3

sdmay24-09

ColorWorks Mobile App Development

Client: Rebecca Bockart and Shannon Ward



Advisor: Prof. Judith Islam

Team Members: Charlene Baes (Team Lead), Callie Bockart (Communications Lead), Rachel Schenpf, Leah Wamsley, Samantha Neri, Jason Kraisser

Weekly Summary

This week, our team worked on creating the views for more of our pages. We started working on components that would be commonly used in our application. We completed the view for the home page with the tile components and created the view for the top header and bottom menu that will be used to navigate through the application. We also focused on trying to integrate the frontend and backend with the login and create account functionality and endpoints

Past Week Accomplishments

Sam	<ul style="list-style-type: none">- Created a top header that can be called for each page. Still need to configure navigation  <ul style="list-style-type: none">- Created the bottom navigation header that can be called for each page. Still need to configure navigation 
Callie	<ul style="list-style-type: none">• Made the AllColorsPage view• Implemented the triangular navigation buttons to take you to the specified information• Created all the separate AllColors pages for each individual color

- Created second page view of ChangeYourColor where user can manually change colors
- Made navigation from ChangeYourColors to second page

You will need to select your first color, second color, and interaction style then confirm the changes

Select your first color

Select your second color

1

3

5

7

2

4

6

8

Select your interaction style

Extrovert

Introvert

All Colors

Select the color you want to learn more about

Skip straight to your color's personalized information

Your color type

Are you sure you would like to officially change your color for this account

Back
Confirm

Information
Logic
Experiences

Greens

Some of the best words to describe blues are: communicators, very understanding, and excellent with connections. Blues tend to be the most compassionate color types and lead with their emotions instead of logic

Statistics

TOTAL FIRST COLOR GREENS

10%

42%

IF YOU PICK COLOR 2ND GREEN

8%

IF YOU PICK COLOR GREEN WOMEN

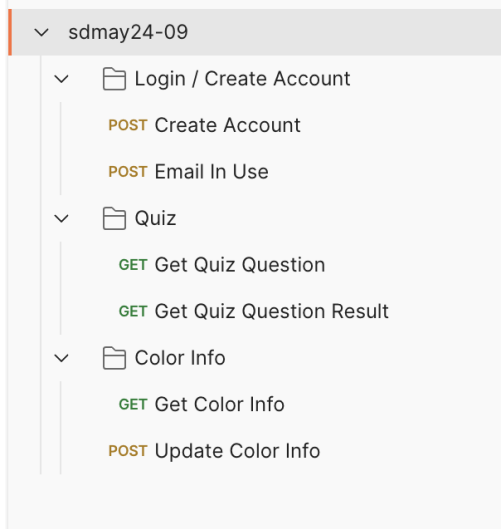
13%

IF YOU PICK COLOR GREEN MEN

Go back to all colors

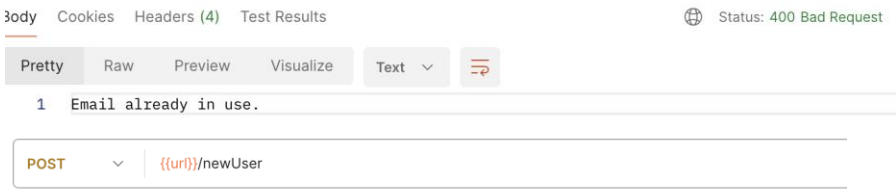
Charlene

- Created Postman workspace that contains all of our endpoints:

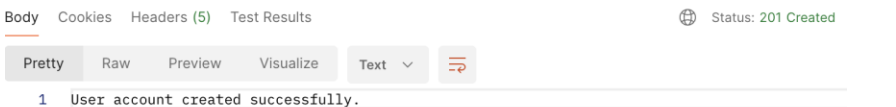


- Created an endpoint that allows user to create an account
 - This endpoint will indicate if the email is already in use, and cause endpoint to return a failing code

```
1 {
2   ... "email": "cb@iastate.edu",
3   ... "firstName": "Charlene",
4   ... "lastName": "Baes",
5   ... "membership": "Bronze"
6 }
```



```
1 {
2   ... "email": "d@iastate.edu",
3   ... "firstName": "Charlene",
4   ... "lastName": "Baes",
5   ... "membership": "Bronze"
6 }
```



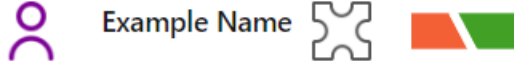
- Created an endpoint that allows users to get and set a user's color information which is stored in the user_color_information table

Jason

- Created simple profilePageView

Account Profiles

Account Owner

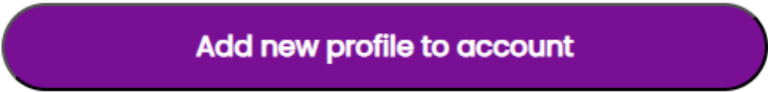


Orange | Green | Introvert

All Profiles



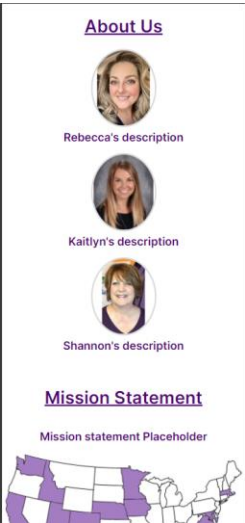
Orange | Green | Introvert



- Configured simple postman endpoint for createAccount that handles post requests
- Created working post request for createAccount page that appropriately handles navigation based on email given to create the account

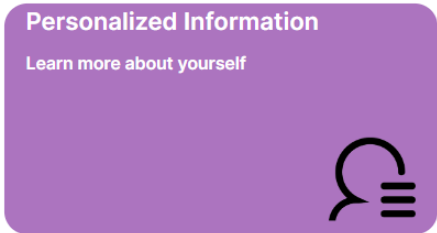
Leah

- Started About Us page with images

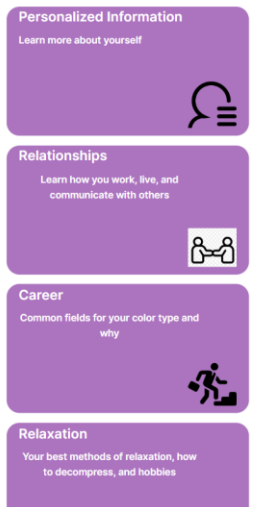


Rachel

- Created Quiz Results Screen
- Created the Home Screen Nav Container



- Created Home Screen
(Phone)



(Tablet)



Hours Worked for The Week

Name	Hours this week	Hours cumulative
Charlene	8	31
Callie	11	27
Jason	7	20
Leah	6	18
Rachel	8	22
Sam	6	17

Plans for the Upcoming Week

This week, we are working on wrapping up tasks from the previous week and creating Figma designs for each tile component in our home page. Rebecca will send us general information for one color type, so we will create draft designs from that information.

Assignee	List / Description of Tasks
Leah	<ul style="list-style-type: none"> • Create the popup view for the membership plan page • Create popup for the settings page that prompts for the user's pin. • Work on homepage figma designs
Callie	<ul style="list-style-type: none"> • Finish functional parts of ChangeYourColorPageTwo such as the highlighted buttons the user clicks on • Add popup to confirm the user really wants to change their colors • Possible back arrow navigation • Possible email endpoint for the LaunchPage
Sam	<ul style="list-style-type: none"> - Implement navigation for the top and bottom header icons. - Work on figma designs.
Jason	<ul style="list-style-type: none"> • Implement pop up on createAccount page for when an account is already in use • Finish createAccount page navigation upon POST request • Work on figma designs
Rachel	<ul style="list-style-type: none"> • Create Account Settings Screen • Finish Quiz Results Screen • Create Profile Settings Screen • Work on homepage figma designs
Charlene	<ul style="list-style-type: none"> • Create side-menu view with icons and components • Add page information from Rebecca to the database • Create Password and PIN table • Create endpoint to validate username and password match • Create documentation for running server and getting POSTMAN set up

Summary of Weekly Advisor Meeting

- Professor Islam said she really appreciated us putting pictures on our weekly reports to show the actual view of our application
- Professor Islam suggested that we started thinking about Usability Testing, as it is a better idea to start that process earlier rather than later.